

Newsletter

Volume 38, Number 6, June 2011

Contacts

President: Don Dressel

(909) 518-9413

E-Mail dressel4@earthlink.net

Vice President: Bill Schultheis

(714) 366-7602

E-Mail bsmath@yahoo.com

Secretary: Paul Payne

(310) 544-1461

Treasurer: Mike DiCerbo

(714) 523-2518

15320 Ocaso Ave, #DD204,

La Mirada, CA. 90638

Editor, Don Dressel

(909) 518-9413

908 W. 22nd Street

Upland, CA 91784-1229

E-mail: dressel4@earthlink.net

Web Manager: Doug Tolbert:

(949) 644-5416

Web Site

www.shipmodelersassociation.org

Meeting - Thurs. June 16, 7 PM,

Red Cross Building, 1207 N.

Lemon, Fullerton, CA. 92832

Officers meeting - Wed., July 6,

2011, 7 PM, Bob Beech's house,

130 Clove Pl., Brea, CA. 92821 -

(714) 529-1481.

Work in Progress

May 18, 2011

Reporter: Bill Russell

It was our last meeting at the Senior Center in Fullerton, at least until they have completely reconstructed the building and added other new buildings. It has been a pleasant time and I am sorry we must leave. Fullerton must have a lot of money, or maybe it is stimulus funds.

President Don Dressel provided us with a map showing our new meeting place. It is the American Red Cross Building, still in Fullerton, at 1207 N. Lemon. I



have not been there, but we were told that the room is a little smaller than the room where we have been meeting. I estimate that it is a couple of miles from the Senior Center. The first meeting there will be on **THURSDAY**, June 16. It is the only time I can remember when the meeting was has not been on the third Wednesday. Only this one meeting will be on Thursday. After that we will revert back to meeting on the third

Wednesday, as normal.

HMS ROEBUCK - Don Dressel

Don Dressel has been making changes to his scratch built model of HMS ROEBUCK to make it conform to the Harold Hahn drawings. Presently, the bow area is too short. One option is to remove the stem and lengthen the bow to conform to the proper length. Part of the wales at the bow have already been removed and a plastic form made showing the disparity in length. HOWEVER, having asked the membership for suggestions, Henry Bikhazi suggested that the bow is OK but that the wale has to be removed entirely and re-done correctly. His suggestion was carefully listened to and work will soon be in progress to remove the entire wale, port and starboard, and carefully measuring again using the lower gun ports for reference locations. Either way, it will be a tricky operation but is also a great challenge. We will see what progress is made next month and which way Don decided to go.

Four new concept models - John Simmons



John Simmons brought in four small models that I would describe as conceptual studies of new concepts. All include sufficient detail to illustrate the basic elements of the designs. They are scratch built at a scale of 1 in. = 1 ft. John is full of new ideas:

- The Swath tri-hull is an unusual small boat that incorporates three hulls. It looks to be fast and stable.
- A sailing kayak model is covered with 1/64 wood sheeting and is pushed along by a sail plan of unusual design

by John. Its rudder is controlled by foot pedals. I am not sure that Eskimos would recognize this kayak.

- A model of a high speed delta-shaped sailing boat with a unique sail plan that John designed.
- Though strictly not nautical, John brought in a model of a 4-man vectored thrust vertical takeoff aircraft. It is in response to the US Army's desire for a modern version of the jeep. The speed is 180 to 200 knots. I found the representation of the two propellers to be of particular interest. One propeller is shown in full detail and the other is represented by a clear plastic disk.

John also showed us a finely made suit of sails that he had made by Arlene to his set of drawings that he provided. John indicated that he could not make a good set of sails and having them made was his best option. If you would rather not make sails for your model you may contact Arlene or Jerry Blair. Their address is: 1081 via Tornasol, Aptos, CA. 95003 - telephone: (831) 688-7235.

HMS Beagle - Jim Watts



Jim Watts brought his 1:64 scale model of HMS BEAGLE. This is based on a Mamoli kit of the 90-foot barque used by Charles Darwin on his voyage to the Galapagos Islands in 1820. This is a plank-on-bulkhead model. Jim reports that the bulkheads are not very accurately cut. Also of interest was the “lazy Susan” from Ikea used to hold the model in various positions for building with modifications by Jim.

Yacht Cardstock Model - Burt Goldstein



Burt Goldstein has built another attractive card stock model, this time, of a modern yacht. He downloaded the design from the internet. It was designed by Myles Byrnes. At a scale of 1:200 this model is tiny. Burt printed out six copies of the one-page “kit” for the model. These were free for anyone who would like to try his hand at making a card stock model. Burt says “Good Luck!!”

Paul Carter - Clara May

Paul Carter has completed his 1:50 model of

CLAR

A MAY by Artesania Latina. The model has very nice lines. Construction is double plank-on-bulkhead. The inner planking is box wood and the outer layer is 0.010 cherry. The keel, stem, and rudder are walnut. The choice of woods gives a beautiful, high quality appearance. Great work, Paul!

FUSO by Sean Fallesen

Sean Fallesen showed us a new 1:350



Fujima kit of the IJN battleship FUSO. She was launched in 1915 with two tripods and two stacks. Over the years, her machinery was changed and she lost one of the stacks. At about the same time, a pagoda was built around one of the tripods. I think FUSO had the tallest, most elaborate pagoda of any IJM battleship. Later, in World War II, she was sunk by destroyer action as part of the battle Surigao Strait. Sean also brought in self-stick laser cut wood decks and

photo etched parts he plans to add to the kit. We look forward to seeing the partly or completely finished model. Sean also reported that Fujima appears to be producing 1:350 scale kits for all the types of battleships of the IJN from World War II. Three kits remain to be released.

CSS Arkansas - Rob Boyens

Rob Boyens brought in his 1:96 scale model of the Civil War Gunboat CSS ARKANSAS by Cottage Industries. He has done an outstanding job of weathering this resin model. It presents a convincing vision of a rusting ship. I once had the opportunity of visiting the USS CAIRO, the Union counterpart of CSS ARKANSAS at Vicksburg, MS. I think I still have a rather complete set of drawings of CAIRO, but I am not sure where they are.



Victorine - Don Leyman



Don Leyman has completed the hull of his scratch built 1:64 scale model of the Hudson River boat VICTORINE. This is a beautiful model, not only because of its lines, but also the choice of woods along with Don's outstanding workmanship. The planking is Swiss pear, the rails boxwood, and the deck is holly. Masts, yards, and rigging are yet to be added.

Wanderer - Fred Schaffner

Fred Schaffner has built a 1:64 scale model of the yacht WANDERER by BlueJacket. Actually he started with BlueJacket's model of SMUGGLER and modified the hull to correspond to the dimensions of WANDERER. Fred does this type of transformation very well. WANDERER has an interesting history, starting as a yacht and converted to a slaver in 1858, and still later captured by the US Revenue Cutter HARRIET LANE.

Fred Schaffner has built a 1:64 scale



mode
l of the yacht WANDERER by BlueJacket. She
serve
d the US Navy during the Civil War and was a
commercial vessel afterward.

FLY - Mike Lonnecker

Mike Lonnecker has begun to make a 1:48 model of the Swan Class 6th rate FLY based on the drawings and books of David Antscherl. You may have met David at our recent conference. Mike also used copies of original drawings he obtained from the National Maritime Museum in Greenwich. The keel is boxwood and the

workmanship is excellent. This model will be constructed very much like the original ship.

USS LEXINGTON (CV 2) - Jake Hernandez



Jake Hernandez has completed the basic framework of his 1:200 scale card stock model of the World War II aircraft carrier USS LEXINGTON (CV 2). The design and parts are by GPM Models, a company in Poland. The parts are paper laminated with 2 mm chip board and laser cut. The framing looks exactly like the framing of a plank-on-bulkhead wood model. We will watch the building of this model with considerable interest. One advantage of card stock models is that they can be large witho

ut being expensive. Jake says this one cost about \$37.00.

Nordlandsbaden - Paul Alkon

Paul Alkon was a visitor who brought in photos of his model of the 19th century Norwegian fishing boat NORDLANDSBADEN. The model is about two feet long and it looks good in the photo's, but we would like to see the actual model. We hope he enjoyed his visit and will consider becoming a member of the SMA.



Members Models - May 2011

Don Dressel's HMS ROEBUCK stem problem



John Simmons Swath tri-hull



Members Models - May 2011


John Simmons Kayak model



John Simmons delta-shaped sailing boat



John Simmons 4-man vertical take off aircraft



HMS BEAGLE by Jim Watts



Modern Yacht by Burt Goldstein



Paul Carter's CLARA MAY



Members Models - May 2011

Sean Fallesen's IJN FUSO



Rob Boyen's CSS ARKANSAS



Don Leyman's Hudson River boat VICTORINE




Fred Schaffner's yacht WANDERER



Mike Lonnecker's Swan Class 6th rate FLY



Jake Hernandez's USS LEXINGTON (CV 2)



MAYFLOWER GROUP

MAYFLOWER GROUP

BY Don Dressel



Old salts in port: Bill Wicks, John Bakker, Guy Bell, Don Leyman, Greg Wilcox, Steve Jones, Yas Komorita, Bill Schultheis, Jim Watts, Doug Tolbert, Don Dressel and Van Derneut.

There was an excellent turnout this month at John's house for the Mayflower Group meeting. It started out with Don Dressel first talking about his Egyptian traveling ship from the Sixth Dynasty



based on the book SHIPS OF THE PHARAOHS by Bjorn Landstrom. His research now is based on trying to find a source for plans for this ship to augment the plans in the book above. If anyone has a source for plans of Egyptian traveling ships from the Sixth Dynasty, please contact Don. He next talked about the progress he is making with the Amati kit of the LADY NELSON, which is in the initial stages of the first planking.

Steve Jones then talked about two tools that he brought to the meeting. The first is a little "Electric Handy Drill" by Tamiya which you have to assemble, but it is a neat little unit. It is available from Brookside



Hobbies and probably a number of other hobby stores. Steve also talked about the Alco Vigor "universal work holder"



Van discussed an old Billings kit of the CUTTY SARK, which he has and wants to trade for something else. He then talked about his early Aeropiccola kit model of the USS CONSTITUTION, which does not really resemble that ship at all. The model is well done, however, and Van promised to bring it to the next SMA club meeting.

Don Leyman next discussed his Hudson River Sloop. He is working on his spars. There was a discussion among the group about whether or not Don should install the sails before or after he installs the yards. How to mold his sails and install the on the yards first before he installs the yards on the masts was the general opinion of the group. He also had questions on the deadeye/strop installation, and several suggestions were made concerning this item also. He also mentioned the stern of the model again – it sure looks fine to all of us in the group! Don also indicated that he used Deft to finish his hull. Your intrepid reporter got so engrossed in Don's model that he forgot to take a picture!



The beautiful sails made by Guy Bell were next discussed. His gunboat is really progressing nicely and should look really fine when he installs the sails. Guy indicated that he made the sails from old “bed sheet” material. The sails really came out looking super.

Jim talked about his BEAGLE model and the second planking procedure he followed including his steelers. He has done a really nice job and passed the model around for all to see. HobbyMill was again brought up as the best source for wood material for models. Jim also indicated he would make his metal fittings supplied in the kit out of wood and not use the metal fittings supplied.



Greg Wilcox showed us his Artesania Latina kit model of the SCOTTISH MAID. He also discussed his planking procedure and showed us the little “planking pins” he had obtained from Tower Hobbies. He had the pins from the days when he make RC airplane models. Another beautiful job on the planking.

All in all, it was a fun afternoon as usual at John’s house and those who attended went away with more knowledge on wooden ship model construction. And John did not get to talk about his modeling projects or the fact that his WASA model was no longer in his home! To the right is a picture of some of the SMA members milling around during the discussions that took place at Johns house. Below are two more pictures of the guys enjoying themselves and asking question of the various presenters, in this case Guy discussing his sails and how he made them



with Jim Watts, Don Leyman and Van Derneut looking on while Steve and Greg listen in on the discussions. I do not know what John Bakker is doing in the background.

Western Ship Model Conference & Exhibit – 2011

By Don Dressel

Shown below are some more pictures of the many fine models at the WSMC&E, including Gus Agustin from Chicago and members of the San Diego Ship Modeler's Guild and the Ventura Ship Modelers as well as SMA members. There were so many more to show!!



ANNOUNCEMENTS

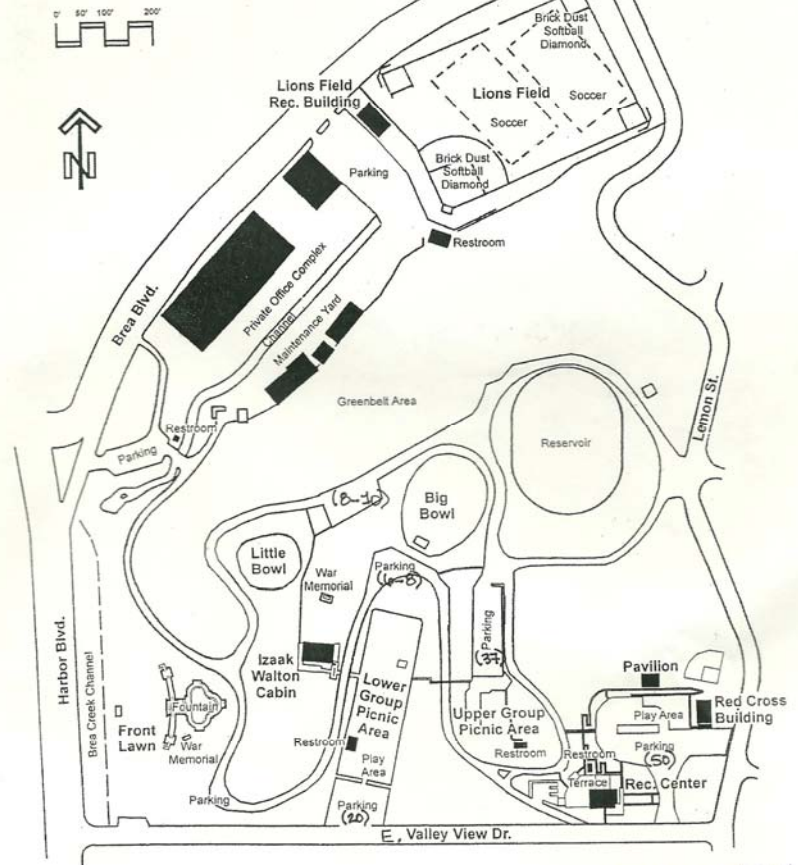
SMA Club Meeting Location

The map at right shows the location of the new meeting sight for the SMA meeting in June, which will again be on Thursday, June 16 for this month only. The next three months will be again on the third Wednesday of the month, as usual. The entrance to the location is off E. Valley View Drive. There is no entrance to the park from Lemon.

Treasurer's Report

The treasurer's report for those interested: As of June 1st, there is \$2,842.20 in the SMA funds. This does not include the \$216.00 paid to the City of Fullerton for the next four months of meetings at the American Red Cross Building nor does it include the approximately \$152.00 paid for postage of the newsletters to SMA members who do not have e-mail access. This leaves us approximately \$2474.00 for the month of June. Mike will let us know the exact financial standing at the meeting this month.

Hillcrest Park Facilities Map



1207 N. LEMON
FULL, 92832


Web Page Information



SMA Website Visits. This chart shows, by month, total visits to the SMA web site over the last year. "Visits" estimates the number of users accessing the site. The average visitor views about four pages per visit.

(Partial copy)

Thanks to Doug Tolbert, our web manager, for combining the three web locations into one chart. You can see the spike due to the WSMC&E.



Sovereign of the Seas at the WSMC&E



Donald C. Dressel
908 W. 22nd Street, Upland, CA. 19784-1229

Next meeting Thursday, June 16th, 7 PM, Fullerton Community Center